

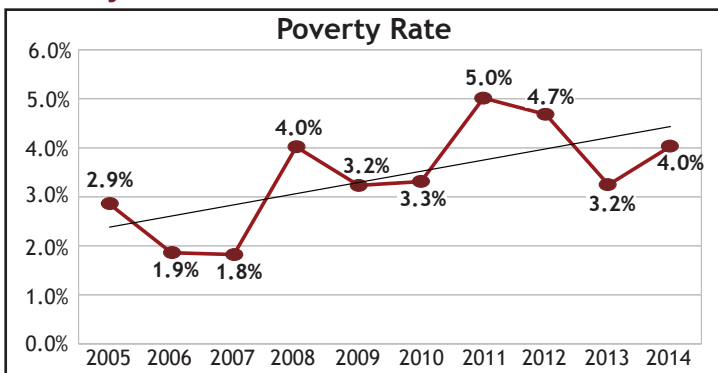
Douglas County Demographic Profile for the At-Risk Population

Updated: May 2016



Total population as of January 1, 2016	327,230
Change from 2015	2.5%

Poverty



Source: American Community Survey 1-Year Estimates

Population under poverty level	12,652
Share of population under poverty level	4.0%
Population under 2 times poverty level	32,812
Share of population under 2 times poverty level	10.5%

Source: 2014 American Community Survey 1-Year Estimates

Poverty level in 2014 is an annual income less than:

- \$12,071 for one adult
- \$15,379 for two adults
- \$24,008 for two adults and two children

Low- and Moderate-Income Population

Number of people with low- and moderate-incomes	44,385
Percentage of people with low- and moderate-incomes	16.3%

In 2014, the Department of Housing and Urban Development (HUD) released data about the number of people who have low- and moderate-incomes. These incomes are 50% and 80% of the Median Family Income (MFI) for the Denver Metro area. People with low- and moderate-incomes may qualify for assistance through CDBG or federal housing programs.

Self-Sufficiency Index for Douglas County

The Self-Sufficiency Standard for Colorado 2015 measures the cost of living for different household types for every county in Colorado. Because it factors in costs for housing, transportation, child care, food, health care, and taxes, it is a far more realistic indicator of the income needed to be self-sufficient than the federal poverty level. Child care can be a large cost depending on the number and age of children in a household. The table below shows the annual income needed to be self-sufficient in Douglas County for different households.

	One Adult	Two Adults	Two Adults, One Infant, One Preschooler	Two Adults, One School-Age, One Teenager
Annual Wage for SS*	\$30,723	\$42,360	\$87,636	\$61,896

*SS = Self-Sufficiency

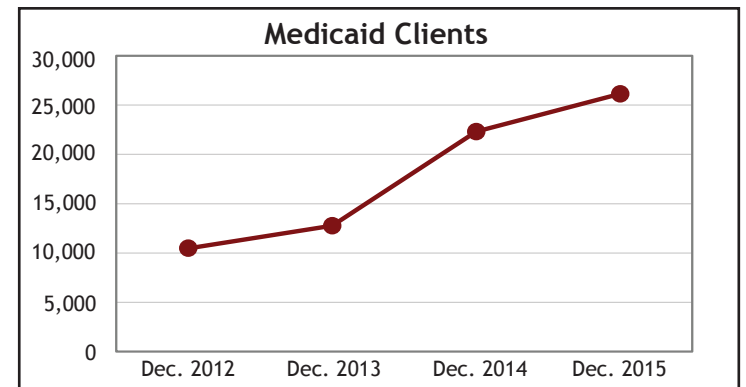
Source: The Colorado Center on Law and Policy

Human Services Assistance

Medicaid Clients

Due to the Affordable Care Act more residents are able to qualify and now have access to Medicaid benefits.

Dec. 2012	Dec. 2013	Dec. 2014	Dec. 2015	Change
10,476	12,762	22,307	26,137	17%



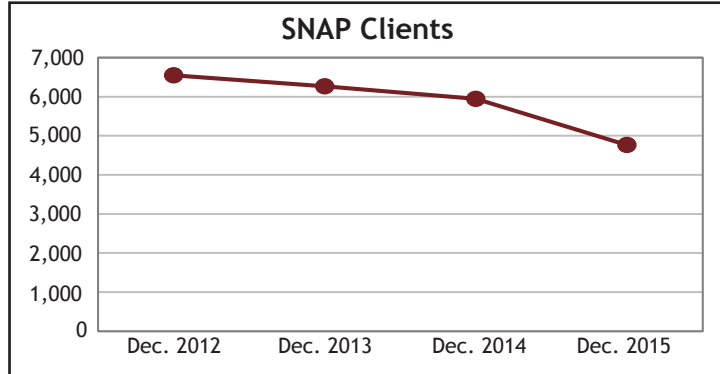
Source: Douglas County Department of Human Services



Human Services Assistance *continued*

Households Receiving Assistance through the Supplemental Nutrition Assistance Program or SNAP (previously called Food Stamps)

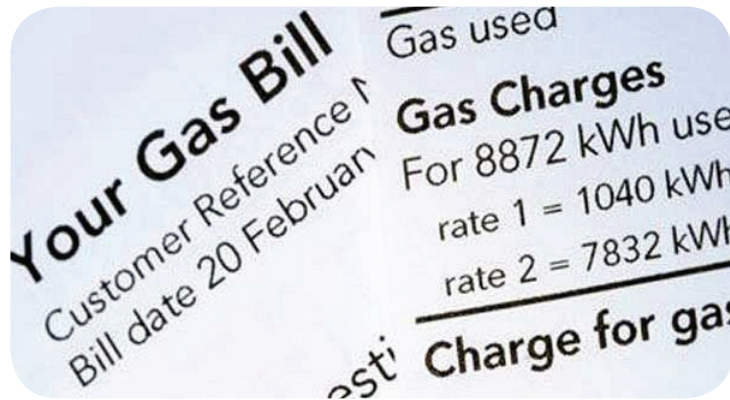
	Dec. 2012	Dec. 2013	Dec. 2014	Dec. 2015
Clients	6,545	6,265	5,943	4,762
Monetary value	\$864,328	\$777,647	\$760,300	\$632,670



Low Income Energy Assistance Program (LEAP)

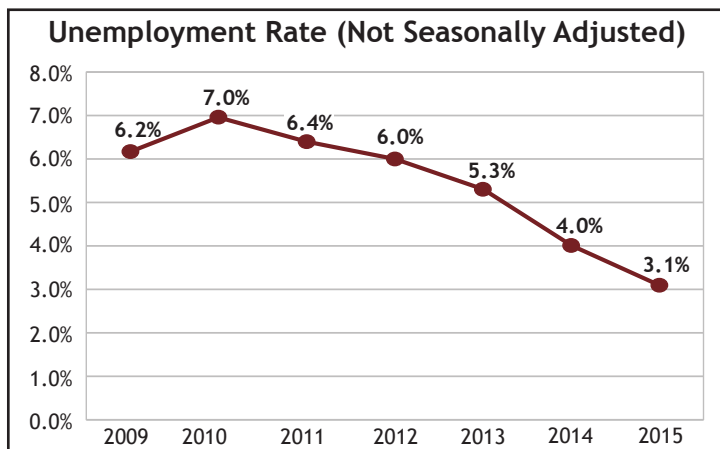
	2011-2012	2012-2013	2013-2014	2014-2015	2015-2016
Applications	1,480	1,078	924	862	766

Source: Douglas County Department of Human Services



Employment and Unemployment

Unemployed Douglas County residents in 2015	5,301
Change from 2014	-22%



Source: Local Area Unemployment Statistics

Employment and Unemployment *continued*

Jobs located in Douglas County in 2014	107,528
--	---------

Three largest industries in the County (37% of all jobs)

Retail jobs	16%
Retail average annual wage	\$27,664
Government jobs	11%
Government average annual wage	\$43,278
Accommodations & food service jobs	10%
Accommodations & food service average annual wage	\$18,092

Source: Colorado Department of Labor and Employment



Housing Costs

Median home sales price (2Q2015)	\$392,000
Median rent - apartment (2Q2015)	\$1,469
Median rent - single-family home (2Q2014)	\$1,450
Median owner costs (2014)	\$1,804

Annual income needed to afford median apartment rent	\$58,770
--	----------



Households paying more than 30% of income on housing costs:

All renter households	39%
All owner households	21%
Renter households with income under \$50,000	91%
Owner households with income under \$50,000	70%

Source: 2014 American Community Survey 1-Year Estimates

Foreclosure Filings

(Notice of Election and Demand)

2011	2012	2013	2014	2015
1,781	1,534	769	437	322

Source: Douglas County Public Trustee